
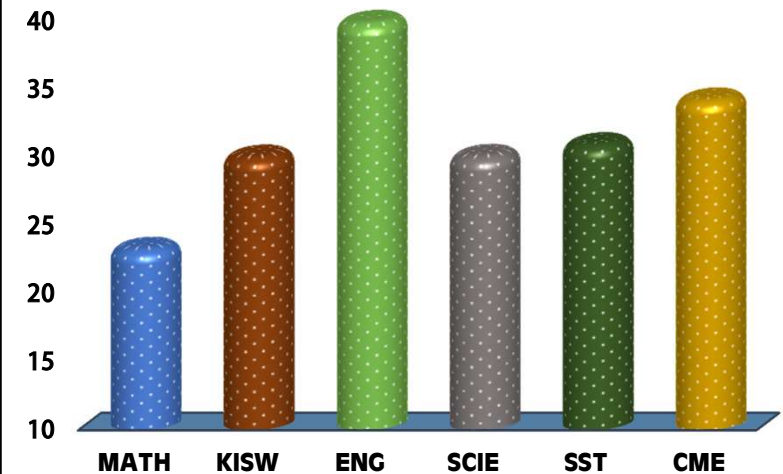
	VERITAS EXTENDED	
REGION: DAR ES SALAAM	SCHOOL AVERAGE: 31.3	DISTRICT: UBUNGO
SUBJECT AND GRADE PERFORMANCE ANALYSIS		



SUBJECT RANKING			
ENGLISH	39.8	80%	1
CIVIC AND MORAL EDUCATION	34.1	68%	2
SOCIAL STUDIES	30.8	62%	3
SCIENCE	30.0	60%	4
KISWAHILI	29.9	60%	5
MATHEMATICS	23.2	46%	6

SUBJECT GRADE ANALYSIS					
SUBJECT/GRADE	A	B	C	D	F
MATHEMATICS	12	13	14	32	0
KISWAHILI	1	39	38	4	0
ENGLISH	41	35	5	2	0
SCIENCE	9	32	33	8	0
SOCIAL STUDIES	7	39	30	6	0
CIVIC AND MORAL	25	36	15	5	0

OVERALL GRADE ANALYSIS			
A	8	83	10%
B	35		43%
C	34		42%
D	6		7%
F	0		0%

CHART SUBJECT ANALYSIS



BOYS VS GIRLS PERFORMANCE	
 SAT	 SAT TOTAL
31	52 83
33%	30%

SEATED	83	100%
ABSENTEES	0	0%
PASSED	77	93%
FAILED	6	7%

NO	NAME	SEX	MATH		KISW		ENG		SCI		SST		CME		TOTAL	AVG	GRADE	POS
1	ALINE ALPHONCE NZEYI	F	48	A	39	B	46	A	46	A	45	A	47	A	271	45.2	A	1
2	LISSAH KENNAN NJOVU	F	45	A	41	A	46	A	45	A	46	A	43	A	266	44.3	A	2
3	AGRIPINER JOSEPH SIKAZWE	F	44	A	31	B	48	A	44	A	44	A	44	A	255	42.5	A	3
4	GIVEN MUSA NASAGULWA	F	46	A	39	B	47	A	42	A	40	B	40	B	254	42.3	A	4
5	REUBEN BLESSINGS KAWELU	M	41	A	35	B	46	A	43	A	41	A	46	A	252	42.0	A	5
6	ALLEN MBOKIGWE KASEKWA	M	46	A	38	B	46	A	35	B	37	B	42	A	244	40.7	A	6.5
7	GRACE SHADRACK AIKO	F	40	B	35	B	44	A	43	A	39	B	43	A	244	40.7	A	6.5
8	DEBORA DEVET GOODNESS	F	34	B	38	B	43	A	45	A	37	B	46	A	243	40.5	A	8
9	MANSON EMMANUEL NIKODEMUS	M	39	B	38	B	49	A	37	B	38	B	41	A	242	40.3	B	9.5
10	STANFORD PHILIP MWAIPYANA	M	34	B	38	B	46	A	42	A	36	B	46	A	242	40.3	B	9.5
11	BRUNO KENNETH MWALUKASA	M	39	B	40	B	47	A	38	B	35	B	42	A	241	40.2	B	11
12	IAN PAUL MHAKALIRA	M	41	A	36	B	42	A	39	B	38	B	44	A	240	40.0	B	12.5
13	MOUNIR SAID BILOMO	M	42	A	38	B	45	A	38	B	38	B	39	B	240	40.0	B	12.5
14	CUTHBERT BIRUNGI RWAMLEMA	M	45	A	36	B	45	A	35	B	39	B	39	B	239	39.8	B	14.5
15	SATO RICHARD BUHIMILA	F	43	A	34	B	49	A	38	B	34	B	41	A	239	39.8	B	14.5
16	JOSHUA WILSON NGOYE	M	45	A	30	C	47	A	36	B	35	B	45	A	238	39.7	B	16
17	PENDO JOTHAM MNZAVA	F	34	B	39	B	40	B	43	A	35	B	46	A	237	39.5	B	17
18	REHEMA OMARY NGINDO	F	30	C	35	B	42	A	38	B	41	A	44	A	230	38.3	B	18.5
19	SIFA KILENGA MSANGI	F	37	B	33	B	47	A	36	B	36	B	41	A	230	38.3	B	18.5
20	COLLINE SETH MFINANGA	M	41	A	28	C	40	B	39	B	36	B	43	A	227	37.8	B	20.5
21	SUZANA JOSEPHAT SHILOGILE	F	30	C	33	B	47	A	32	B	41	A	44	A	227	37.8	B	20.5
22	AGONZA MUGISHA KALOKOLA	F	34	B	36	B	41	A	37	B	39	B	38	B	225	37.5	B	22
23	ANDREW ROBERT BOIMANDA	M	17	D	35	B	48	A	40	B	39	B	43	A	222	37.0	B	23
24	ABIGAILI UFOO ULOTU	F	32	B	32	B	47	A	30	C	35	B	41	A	217	36.2	B	24
25	BRYTON VALENTINO KILONGOSI	M	36	B	31	B	45	A	37	B	33	B	34	B	216	36.0	B	25

NO	NAME	SEX	MATH		KISW		ENG		SCI		SST		CME		TOTAL	AVG	GRADE	POS
26	DANIEL ZINZERNDORF MWANSASU	M	28	C	29	C	45	A	31	B	32	B	45	A	210	35.0	B	26
27	ANETH SILVIN HAYUMA	F	37	B	22	C	40	B	35	B	31	B	42	A	207	34.5	B	27
28	JAPHET JOSEPH JACOB	M	29	C	34	B	42	A	36	B	31	B	34	B	206	34.3	B	28.5
29	ALICE ALSON KASHAGAMA	F	19	D	34	B	43	A	31	B	33	B	46	A	206	34.3	B	28.5
30	TERESIA JOSEPH SIKAZWE	F	32	B	29	C	42	A	33	B	32	B	35	B	203	33.8	B	30
31	LUCIA GHATI LAURENT	F	26	C	31	B	43	A	29	C	30	C	42	A	201	33.5	B	31
32	LUCAS HENRY MWINUKA	M	29	C	30	C	43	A	31	B	32	B	34	B	199	33.2	B	32.5
33	THABITI SHAIKU AMANI	M	34	B	31	B	42	A	27	C	29	C	36	B	199	33.2	B	32.5
34	GODFREY EUSEBIO NYALIFA	M	18	D	35	B	44	A	31	B	31	B	38	B	197	32.8	B	35
35	MANSOUR SAID SIMBA	M	21	C	32	B	44	A	31	B	33	B	36	B	197	32.8	B	35
36	NURIAT ABDALLA ALLY	F	13	D	34	B	46	A	31	B	38	B	35	B	197	32.8	B	35
37	BEATRICE BERNARD MARIKI	F	19	D	33	B	44	A	31	B	33	B	36	B	196	32.7	B	37
38	CHRISTINA PHILIPPO KAWA	F	19	D	37	B	39	B	31	B	33	B	32	B	191	31.8	B	38
39	PATRICK NICAS KAVISHE	M	19	D	27	C	39	B	23	C	45	A	36	B	189	31.5	B	39
40	ASIA SALEHE OMARI	F	16	D	36	B	44	A	23	C	30	C	38	B	187	31.2	B	40.5
41	BEATRICE ERICK PHOCUS	F	28	C	35	B	35	B	32	B	25	C	32	B	187	31.2	B	40.5
42	GLADNESS ZAKAYO KITOSI	F	21	C	24	C	40	B	31	B	28	C	41	A	185	30.8	B	42
43	ISAAC AUGUSTINO MHANJE	M	24	C	30	C	41	A	24	C	34	B	30	C	183	30.5	B	43
44	AUSTINE ANTHONY GAMBARESI	M	15	D	28	C	41	A	32	B	32	B	33	B	181	30.2	C	44.5
45	HERIETH SHEMU MGAYA	F	18	D	30	C	42	A	30	C	30	C	31	B	181	30.2	C	44.5
46	YUSSUF SALIM ABDALLAH	M	24	C	28	C	39	B	28	C	31	B	30	C	180	30.0	C	46
47	NASRA SUBAIYA MZINGA	F	20	D	32	B	38	B	24	C	31	B	34	B	179	29.8	C	47
48	FLORA HENRY MARIKI	F	14	D	28	C	43	A	30	C	29	C	34	B	178	29.7	C	48
49	JASMIN TOPERA KASHINDE	F	14	D	29	C	35	B	33	B	30	C	35	B	176	29.3	C	49.5
50	TAWHIDA MOHAMED OMARY	F	14	D	32	B	40	B	25	C	32	B	33	B	176	29.3	C	49.5

NO	NAME	SEX	MATH		KISW		ENG		SCI		SST		CME		TOTAL	AVG	GRADE	POS
51	LOSERIAN JAPHET KIVUYO	M	21	C	27	C	38	B	20	D	32	B	36	B	174	29.0	C	52
52	ETHELCRUZ ELIDADY MSANGI	F	13	D	27	C	40	B	32	B	26	C	36	B	174	29.0	C	52
53	MILCAMIRACLE MILTON DOE	F	11	D	29	C	43	A	27	C	25	C	39	B	174	29.0	C	52
54	EBENEZER MARKO MTUI	M	17	D	27	C	40	B	26	C	27	C	36	B	173	28.8	C	54
55	ALEXANDER ARISTOTLE DIDIER	M	5	E	29	C	36	B	30	C	34	B	38	B	172	28.7	C	55
56	JUDITH DAVID MITIMINGI	F	24	C	30	C	31	B	27	C	27	C	32	B	171	28.5	C	56.5
57	LEAH ALKADO KANIKI	F	13	D	26	C	44	A	30	C	25	C	33	B	171	28.5	C	56.5
58	ALVIN ZECHA ZACHARIA	M	11	D	32	B	39	B	24	C	29	C	35	B	170	28.3	C	58.5
59	KEREN SIMON NTULA	F	18	D	24	C	38	B	28	C	31	B	31	B	170	28.3	C	58.5
60	AISHA RAMADHANI ALLY	F	11	D	28	C	38	B	23	C	27	C	39	B	166	27.7	C	60
61	ELIYA EMMANUEL MGALLA	M	16	D	22	C	39	B	27	C	33	B	28	C	165	27.5	C	61
62	NASMA MSAFIRI MTUTUMA	F	19	D	23	C	38	B	26	C	28	C	30	C	164	27.3	C	62
63	VALENTINA ANDREA TESHA	F	10	E	32	B	35	B	25	C	26	C	35	B	163	27.2	C	63
64	ELIZABETH DEUS KILIBA	F	22	C	27	C	34	B	25	C	27	C	27	C	162	27.0	C	64
65	GODWIN CAIRO MWAFULA	M	17	D	23	C	30	C	35	B	28	C	26	C	159	26.5	C	65
66	ANITA BAHATI KIBANO	F	5	E	28	C	40	B	21	C	27	C	33	B	154	25.7	C	66.5
67	KAUTHARI SALEHE NDANDA	F	16	D	29	C	40	B	24	C	20	D	25	C	154	25.7	C	66.5
68	NOELA AUDIPHONCE MFUNJO	F	14	D	28	C	36	B	24	C	24	C	25	C	151	25.2	C	68
69	BLESS RAYMOND KIMARO	F	8	E	28	C	34	B	21	C	26	C	32	B	149	24.8	C	69
70	ANNETH OSWARD RIWA	F	11	D	24	C	36	B	20	D	29	C	25	C	145	24.2	C	70
71	RICHARD CHARLES GULUMWAI	M	8	E	32	B	38	B	22	C	22	C	19	D	141	23.5	C	72
72	ASNAT HUSSEIN MKOMA	F	13	D	21	C	40	B	23	C	21	C	23	C	141	23.5	C	72
73	PEACE PETER ZABLON	F	13	D	24	C	34	B	22	C	25	C	23	C	141	23.5	C	72
74	WINFRIDA WILLY AMON	F	17	D	22	C	31	B	25	C	22	C	21	C	138	23.0	C	74
75	DOREEN BENLEE MDEDE	F	10	E	31	B	35	B	18	D	22	C	21	C	137	22.8	C	75

NO	NAME	SEX	MATH		KISW		ENG		SCI		SST		CME		TOTAL	AVG	GRADE	POS
76	MWANAISHA SAID SALEHE	F	11	D	28	C	28	C	20	D	28	C	21	C	136	22.7	C	76
77	GLORY JOHN KESSY	F	7	E	27	C	33	B	22	C	19	D	27	C	135	22.5	C	77
78	JAQUILINE SIMON GAMBARESI	F	7	E	30	C	30	C	19	D	14	D	20	D	120	20.0	D	78
79	ASIA ALLY HAMISI	F	13	D	18	D	29	C	17	D	19	D	11	D	107	17.8	D	79
80	CHRISTIAN FRANCIS KAMURI	M	10	E	6	E	35	B	21	C	16	D	18	D	106	17.7	D	80
81	WARDA SAID KIPOLELO	F	8	E	17	D	19	D	18	D	22	C	13	D	97	16.2	D	81
82	SHADYA JUMA MAKUNGE	F	6	E	16	D	21	C	8	E	18	D	9	E	78	13.0	D	82
83	GEORGE ROGERS JOHN	M	6	E	12	D	14	D	18	D	9	E	5	E	64	10.7	D	83